

Scaled data based on original data using  
LM-79-08 Approved Method: Electrical and Photometric Measurements of Solid-  
State Lighting Products

Test Report Prepared for  
Cooper Lighting Solutions  
(formerly Eaton)

Brand: McGRAW-EDISON

Report Number: P226553

Luminaire Tested: **ISW-AF-1000-LED-E1-T4FT-7050**

Issue Date: 3/3/2020

**Test Information**

Test Method: LM-79-08  
Report Number: P226553  
TEST IS SCALED FROM IESNA LM-79-08 TEST DATA (P35943)  
Test Lab: INNOVATION CENTER-P3  
Issue Date: 3/3/2020  
Manufacturer: COOPER LIGHTING SOLUTIONS (FORMERLY EATON)  
Product Line: MCGRAW-EDISON  
Catalog Number: ISW-AF-1000-LED-E1-T4FT-7050  
Description: IMPACT ELITE LED WEDGE LUMINAIRE  
LIGHT SQUARE WITH ACCULED OPTICS-TYPE IV FORWARD THROW  
Light Source: (16) 5000K CCT, 70 CRI LEDs  
Ballast/Driver: ELECTRONIC DRIVER

**Summary**

Lumens per Lamp: N/A  
Luminaire Lumens: 6132.8 lumens  
Efficiency: N/A  
Efficacy: 112.3 lumens/watt  
Luminous Opening: Rectangular (W 0.5' x L: 0.5' x H: 0')  
IES Classification: Type IV - Short - Non-Cutoff  
BUG Rating: B1 - U1 - G2

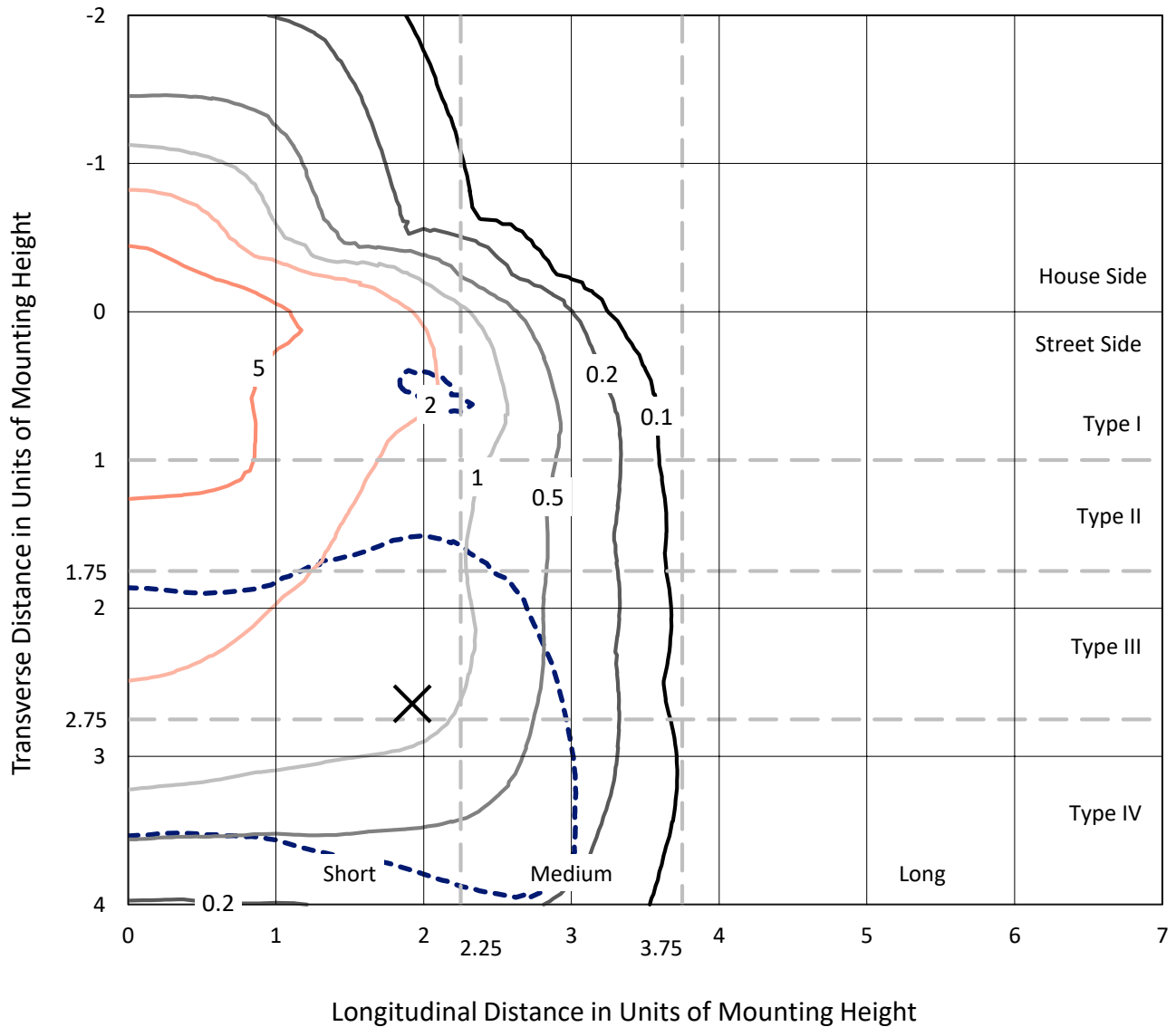
Input Watts (W): 54.6  
Input Voltage (V): 120  
Input Current (Ain): NR  
Voltage Rise (V): NR  
Power Factor: NR  
Total Harmonic Distortion (THDi): NR  
Frequency (hertz): 60  
Stabilization Time: NR  
Operation Time: NR  
Ambient Temperature (°C): NR  
Test Distance: 25 FT



REPORT NUMBER: P226553  
 CATALOG NUMBER: ISW-AF-1000-LED-E1-T4FT-7050

### Iso-Footcandle Lines of Horizontal Illumination

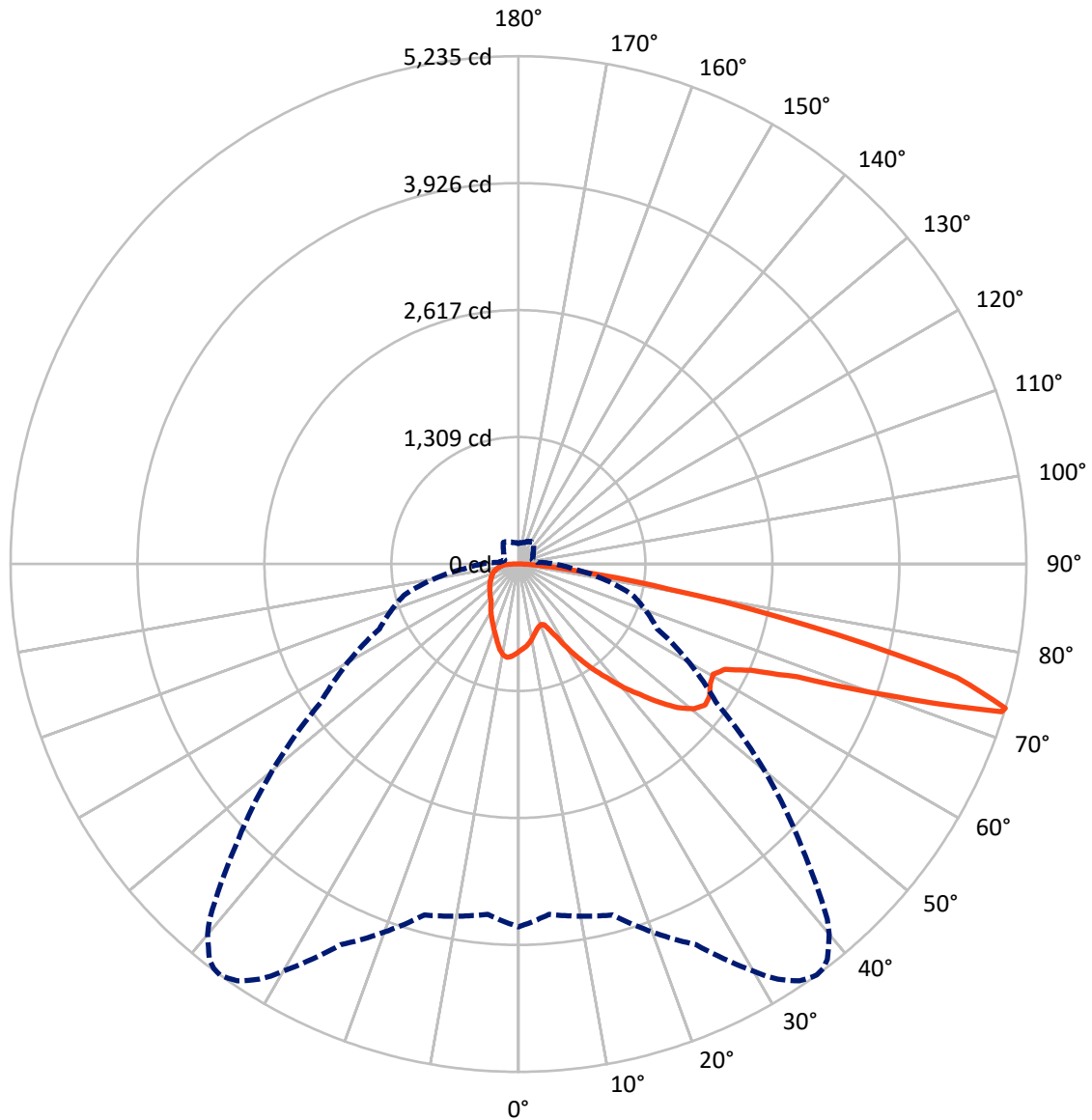
× Max cd  
 - - - 1/2 Max cd



Based on 10 foot mounting height. Maximum calculated value = 9.5 fc  
 Type IV - Short - Non-Cutoff

REPORT NUMBER: P226553  
CATALOG NUMBER: ISW-AF-1000-LED-E1-T4FT-7050

### Luminous Intensity Polar Plot



— Vertical Plane Through 36-Deg Lateral    - - - Horizontal Cone Through 73-Deg Vertical

REPORT NUMBER: P226553

CATALOG NUMBER: ISW-AF-1000-LED-E1-T4FT-7050

**FLUX DISTRIBUTION:**

		Downward	Upward	Total
<b>House Side</b>	Lumens	1293.1	1.4	1294.5
	% Fixture	21.1	0.0	21.1
<b>Street Side</b>	Lumens	4837.8	0.5	4838.3
	% Fixture	78.9	0.0	78.9
<b>Total</b>	Lumens	6130.9	1.9	6132.8
	% Fixture	100.0	0.0	100.0

**Coefficient of Utilization**

**ZONAL LUMENS:**

Zone	Lumens	% Fixture
0°-10°	84.8	1.4
10°-20°	224.7	3.7
20°-30°	368.2	6.0
30°-40°	610.0	9.9
40°-50°	896.5	14.6
50°-60°	1130.4	18.4
60°-70°	1480.3	24.1
70°-80°	1198.2	19.5
80°-90°	137.9	2.2
90°-100°	1.9	0.0
100°-110°	0.0	0.0
110°-120°	0.0	0.0
120°-130°	0.0	0.0
130°-140°	0.0	0.0
140°-150°	0.0	0.0
150°-160°	0.0	0.0
160°-170°	0.0	0.0
170°-180°	0.0	0.0
0°-90°	6130.9	100.0
0°-180°	6132.8	100.0



REPORT NUMBER: P226553

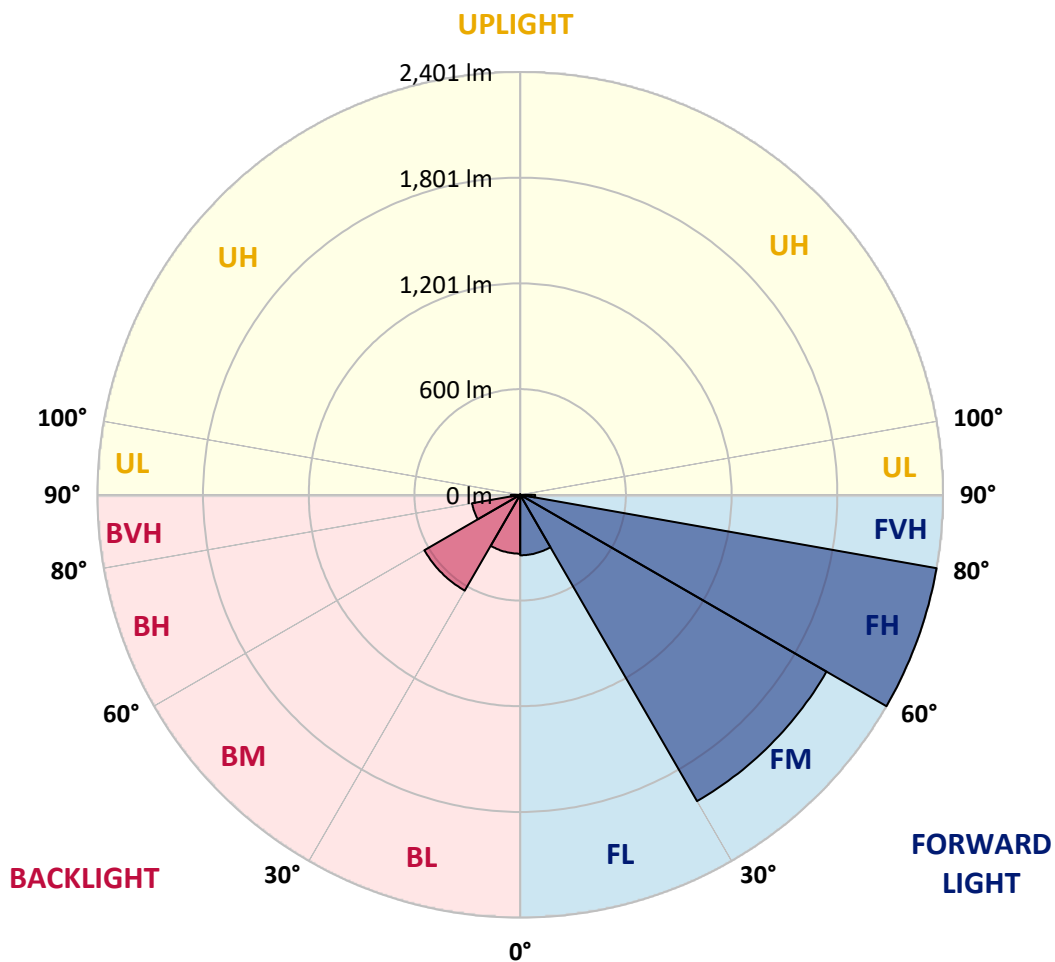
CATALOG NUMBER: ISW-AF-1000-LED-E1-T4FT-7050

**LUMINAIRE CLASSIFICATION SYSTEM LUMEN TABLE AND BUG RATING:**

Zone		Lumens	% Fixture	Zone Rating/Lumen Limit		
				B	U	G
FL	(0°-30°)	343.3	5.6			
FM	(30°-60°)	2008.4	32.7			
FH	(60°-80°)	2401.0	39.2			G2/5000
FVH	(80°-90°)	85.0	1.4			G1/100
BL	(0°-30°)	334.3	5.5	B1/500		
BM	(30°-60°)	628.5	10.2	B1/1000		
BH	(60°-80°)	277.5	4.5	B1/500		G1/500
BVH	(80°-90°)	52.8	0.9			G1/100
UL	(90°-100°)	1.9	0.0		U1/10	
UH	(100°-180°)	1.4	0.0		U1/10	

**BUG Rating: B1-U1-G2**

Type IV Short





REPORT NUMBER: P226553  
 CATALOG NUMBER: ISW-AF-1000-LED-E1-T4FT-7050

**CANDELA DISTRIBUTION (FULL):**

	0°	5°	15°	25°	30°	31°	32°	33°	34°	35°	36°
0°	900.7	900.7	900.7	900.7	900.7	900.7	900.7	900.7	900.7	900.7	900.7
2.5°	868.2	869.9	871.7	871.7	871.7	874.3	873.4	873.4	874.3	875.2	875.2
5°	835.7	836.5	841.8	843.6	848.8	848.0	848.0	848.0	851.5	848.8	850.6
7.5°	798.7	800.5	805.8	811.9	816.3	817.2	816.3	814.6	819.0	820.7	819.0
10°	754.8	755.7	762.7	768.0	775.0	774.1	776.8	776.8	778.5	777.7	781.2
12.5°	732.8	731.1	727.6	730.2	732.0	732.0	732.0	734.6	733.7	735.5	738.1
15°	730.2	725.8	708.2	702.1	700.3	700.3	699.5	698.6	701.2	703.8	703.8
17.5°	742.5	733.7	699.5	681.9	678.4	676.6	677.5	675.7	675.7	679.2	678.4
20°	802.3	786.4	717.9	679.2	668.7	668.7	667.8	665.2	665.2	666.1	666.1
22.5°	954.3	934.1	814.6	734.6	697.7	696.8	694.2	691.5	684.5	682.8	679.2
25°	1166.0	1142.3	937.6	851.5	799.6	797.9	784.7	782.9	766.2	767.1	755.7
27.5°	1330.4	1314.6	1101.9	987.7	938.5	927.9	921.8	906.0	891.9	880.5	866.4
30°	1386.6	1384.0	1268.0	1175.7	1101.9	1089.6	1072.9	1065.9	1045.7	1029.8	1020.2
32.5°	1475.4	1478.0	1429.7	1327.7	1263.6	1251.3	1237.2	1220.5	1206.5	1195.9	1173.1
35°	1601.9	1602.8	1569.4	1492.9	1419.1	1402.4	1394.5	1375.2	1362.0	1348.8	1337.4
37.5°	1689.8	1694.2	1670.4	1611.6	1567.6	1543.9	1543.0	1529.0	1514.0	1502.6	1492.1
40°	1858.5	1834.7	1756.5	1718.8	1682.7	1680.1	1672.2	1664.3	1667.8	1661.6	1673.1
42.5°	2028.9	1999.1	1890.1	1836.5	1814.5	1818.9	1816.3	1817.2	1827.7	1825.1	1837.4
45°	2174.8	2140.5	2036.9	1973.6	1991.2	1996.4	2011.4	2020.2	2015.8	2031.6	2031.6
47.5°	2320.7	2240.7	2117.7	2146.7	2159.0	2199.4	2210.0	2207.3	2222.3	2229.3	2210.0
50°	2217.9	2196.8	2187.1	2275.9	2331.2	2344.4	2359.3	2367.2	2374.3	2364.6	2345.3
52.5°	2000.8	1999.1	2135.3	2352.3	2398.9	2416.5	2430.5	2436.7	2434.0	2428.8	2412.9
55°	1927.9	1913.8	2031.6	2273.2	2344.4	2361.1	2381.3	2393.6	2405.9	2404.2	2391.9
57.5°	2027.2	2015.8	2016.6	2203.8	2273.2	2288.2	2301.3	2315.4	2318.9	2330.3	2331.2
60°	2315.4	2300.5	2180.1	2201.2	2271.5	2288.2	2289.9	2297.8	2298.7	2304.9	2305.7
62.5°	2731.0	2703.8	2520.1	2362.0	2386.6	2394.5	2400.6	2398.9	2395.4	2391.0	2391.0
65°	3186.2	3160.7	2924.3	2739.8	2668.6	2688.0	2657.2	2651.1	2644.0	2644.0	2636.1
67.5°	3727.5	3679.2	3496.4	3289.0	3186.2	3195.9	3209.9	3156.3	3137.0	3138.8	3097.5
70°	4279.3	4228.4	4148.4	4145.8	4197.6	4174.8	4109.7	4195.8	4093.9	4069.3	4060.5
72.5°	3974.4	3913.8	3930.5	4426.9	4892.7	4968.2	5040.3	5107.1	5166.8	5202.8	5208.1
73°	3740.7	3625.6	3745.1	4328.5	4845.2	4956.8	5046.4	5117.6	5181.8	5214.3	5234.5
75°	1868.1	1874.3	2463.0	3571.1	4234.5	4330.3	4470.0	4548.2	4664.2	4723.9	4671.2
77.5°	433.2	449.0	746.0	1695.0	2538.6	2675.7	2787.3	2901.5	3035.9	3086.0	3042.1
80°	152.9	159.9	262.7	644.1	1059.7	1135.3	1231.1	1356.7	1481.5	1512.3	1589.6
82.5°	80.8	88.7	138.8	279.4	452.5	494.7	519.3	571.2	615.1	641.5	655.5
85°	46.6	47.5	79.1	154.7	207.4	224.1	239.9	252.2	266.2	256.6	256.6
87.5°	18.5	20.2	40.4	72.9	100.2	111.6	111.6	111.6	110.7	97.5	88.7
90°	3.5	5.3	7.9	14.9	13.2	13.2	12.3	10.5	9.7	10.5	6.2
92.5°	0.0	0.0	0.0	0.0	0.0	0.0	0.0	0.0	0.0	0.0	0.0
95°	0.0	0.0	0.0	0.0	0.0	0.0	0.0	0.0	0.0	0.0	0.0
97.5°	0.0	0.0	0.0	0.0	0.0	0.0	0.0	0.0	0.0	0.0	0.0
100°	0.0	0.0	0.0	0.0	0.0	0.0	0.0	0.0	0.0	0.0	0.0
102.5°	0.0	0.0	0.0	0.0	0.0	0.0	0.0	0.0	0.0	0.0	0.0
105°	0.0	0.0	0.0	0.0	0.0	0.0	0.0	0.0	0.0	0.0	0.0
107.5°	0.0	0.0	0.0	0.0	0.0	0.0	0.0	0.0	0.0	0.0	0.0



REPORT NUMBER: P226553

CATALOG NUMBER: ISW-AF-1000-LED-E1-T4FT-7050

**CANDELA DISTRIBUTION (continued):**

	0°	5°	15°	25°	30°	31°	32°	33°	34°	35°	36°
110°	0.0	0.0	0.0	0.0	0.0	0.0	0.0	0.0	0.0	0.0	0.0
112.5°	0.0	0.0	0.0	0.0	0.0	0.0	0.0	0.0	0.0	0.0	0.0
115°	0.0	0.0	0.0	0.0	0.0	0.0	0.0	0.0	0.0	0.0	0.0
117.5°	0.0	0.0	0.0	0.0	0.0	0.0	0.0	0.0	0.0	0.0	0.0
120°	0.0	0.0	0.0	0.0	0.0	0.0	0.0	0.0	0.0	0.0	0.0
122.5°	0.0	0.0	0.0	0.0	0.0	0.0	0.0	0.0	0.0	0.0	0.0
125°	0.0	0.0	0.0	0.0	0.0	0.0	0.0	0.0	0.0	0.0	0.0
127.5°	0.0	0.0	0.0	0.0	0.0	0.0	0.0	0.0	0.0	0.0	0.0
130°	0.0	0.0	0.0	0.0	0.0	0.0	0.0	0.0	0.0	0.0	0.0
132.5°	0.0	0.0	0.0	0.0	0.0	0.0	0.0	0.0	0.0	0.0	0.0
135°	0.0	0.0	0.0	0.0	0.0	0.0	0.0	0.0	0.0	0.0	0.0
137.5°	0.0	0.0	0.0	0.0	0.0	0.0	0.0	0.0	0.0	0.0	0.0
140°	0.0	0.0	0.0	0.0	0.0	0.0	0.0	0.0	0.0	0.0	0.0
142.5°	0.0	0.0	0.0	0.0	0.0	0.0	0.0	0.0	0.0	0.0	0.0
145°	0.0	0.0	0.0	0.0	0.0	0.0	0.0	0.0	0.0	0.0	0.0
147.5°	0.0	0.0	0.0	0.0	0.0	0.0	0.0	0.0	0.0	0.0	0.0
150°	0.0	0.0	0.0	0.0	0.0	0.0	0.0	0.0	0.0	0.0	0.0
152.5°	0.0	0.0	0.0	0.0	0.0	0.0	0.0	0.0	0.0	0.0	0.0
155°	0.0	0.0	0.0	0.0	0.0	0.0	0.0	0.0	0.0	0.0	0.0
157.5°	0.0	0.0	0.0	0.0	0.0	0.0	0.0	0.0	0.0	0.0	0.0
160°	0.0	0.0	0.0	0.0	0.0	0.0	0.0	0.0	0.0	0.0	0.0
162.5°	0.0	0.0	0.0	0.0	0.0	0.0	0.0	0.0	0.0	0.0	0.0
165°	0.0	0.0	0.0	0.0	0.0	0.0	0.0	0.0	0.0	0.0	0.0
167.5°	0.0	0.0	0.0	0.0	0.0	0.0	0.0	0.0	0.0	0.0	0.0
170°	0.0	0.0	0.0	0.0	0.0	0.0	0.0	0.0	0.0	0.0	0.0
172.5°	0.0	0.0	0.0	0.0	0.0	0.0	0.0	0.0	0.0	0.0	0.0
175°	0.0	0.0	0.0	0.0	0.0	0.0	0.0	0.0	0.0	0.0	0.0
177.5°	0.0	0.0	0.0	0.0	0.0	0.0	0.0	0.0	0.0	0.0	0.0
180°	0.0	0.0	0.0	0.0	0.0	0.0	0.0	0.0	0.0	0.0	0.0





REPORT NUMBER: P226553  
 CATALOG NUMBER: ISW-AF-1000-LED-E1-T4FT-7050

**CANDELA DISTRIBUTION (continued):**

	37°	38°	39°	40°	41°	45°	55°	65°	75°	85°	90°
0°	900.7	900.7	900.7	900.7	900.7	900.7	900.7	900.7	900.7	900.7	900.7
2.5°	877.0	877.8	876.1	879.6	877.0	877.0	881.3	889.3	895.4	897.2	902.4
5°	852.3	853.2	853.2	854.1	853.2	855.0	862.9	869.9	882.2	888.4	896.3
7.5°	820.7	823.4	822.5	824.2	824.2	826.0	838.3	849.7	862.0	873.4	883.1
10°	782.9	784.7	788.2	786.4	786.4	791.7	804.9	821.6	836.5	853.2	864.7
12.5°	738.1	742.5	741.6	745.1	746.9	750.4	772.4	790.8	809.3	828.6	843.6
15°	703.0	705.6	707.4	708.2	708.2	716.1	738.1	761.0	785.6	808.4	824.2
17.5°	680.1	680.1	681.9	682.8	684.5	689.8	712.6	738.1	766.2	794.4	811.9
20°	666.9	666.9	667.8	668.7	668.7	674.8	695.9	724.9	755.7	791.7	812.8
22.5°	677.5	674.8	674.0	674.0	670.5	670.5	690.7	721.4	760.1	806.7	833.9
25°	749.5	741.6	729.3	726.7	722.3	701.2	698.6	733.7	781.2	839.2	880.5
27.5°	857.6	849.7	841.8	832.1	825.1	786.4	733.7	765.4	821.6	904.2	955.2
30°	999.1	983.3	971.9	961.3	930.6	888.4	806.7	814.6	884.0	994.7	1058.8
32.5°	1157.3	1140.6	1123.0	1098.4	1090.5	1021.9	917.4	896.3	963.1	1100.1	1166.9
35°	1310.2	1302.2	1289.9	1280.3	1261.8	1204.7	1061.5	994.7	1054.5	1224.0	1275.9
37.5°	1487.7	1472.7	1473.6	1465.7	1455.1	1406.8	1210.9	1113.3	1152.9	1342.7	1375.2
40°	1662.5	1659.0	1664.3	1651.1	1633.5	1568.5	1320.7	1200.3	1255.7	1456.9	1449.0
42.5°	1827.7	1830.4	1824.2	1809.3	1789.9	1681.0	1391.0	1274.1	1347.9	1557.1	1507.9
45°	2016.6	2007.0	1981.5	1955.1	1931.4	1777.6	1428.8	1356.7	1436.7	1665.2	1567.6
47.5°	2195.0	2157.2	2135.3	2094.8	2048.3	1865.5	1479.7	1443.7	1535.1	1767.1	1624.7
50°	2325.9	2290.8	2253.9	2204.7	2155.5	1942.0	1547.4	1542.1	1646.7	1881.3	1702.9
52.5°	2385.7	2353.2	2317.2	2267.1	2217.9	1997.3	1637.9	1637.9	1778.5	2032.5	1811.0
55°	2376.0	2352.3	2320.7	2275.0	2237.2	2027.2	1731.1	1743.4	1943.7	2195.9	1935.8
57.5°	2325.1	2311.9	2293.4	2261.8	2231.0	2050.0	1840.9	1848.8	2165.1	2353.2	2053.5
60°	2307.5	2302.2	2291.7	2273.2	2249.5	2100.1	1957.8	1975.3	2412.9	2497.3	2120.3
62.5°	2385.7	2375.2	2367.2	2348.8	2326.8	2223.1	2104.5	2109.8	2645.8	2514.9	2055.3
65°	2605.4	2586.0	2572.9	2548.3	2523.7	2408.5	2291.7	2234.6	2760.0	2350.6	1834.7
67.5°	3065.8	3034.2	2996.4	2949.8	2882.2	2778.5	2477.1	2252.1	2656.3	1991.2	1447.2
70°	3976.2	3907.6	3820.6	3721.3	3695.9	3393.6	2593.1	2122.1	2208.2	1391.0	959.6
72.5°	5199.3	5128.2	5050.8	4969.1	4807.4	4143.1	2542.1	1711.7	1373.4	715.3	456.9
73°	5219.5	5171.2	5078.1	4983.2	4851.4	4129.9	2486.8	1578.2	1210.9	563.3	374.3
75°	4680.9	4661.6	4570.2	4387.4	4275.8	3488.5	1831.2	914.7	529.9	348.0	243.4
77.5°	3037.7	3016.6	2964.8	2947.2	2741.6	2261.8	819.8	355.9	288.2	231.1	172.2
80°	1618.6	1520.2	1502.6	1432.3	1282.0	870.8	280.3	217.9	191.6	154.7	120.4
82.5°	656.4	614.2	598.4	542.2	509.7	261.0	140.6	151.1	128.3	91.4	73.8
85°	241.6	222.3	217.0	176.6	155.5	77.3	86.1	106.3	80.0	51.0	36.9
87.5°	83.5	72.1	62.4	48.3	44.8	31.6	47.5	58.0	51.0	30.8	17.6
90°	6.2	5.3	4.4	3.5	4.4	3.5	5.3	7.9	8.8	5.3	3.5
92.5°	0.0	0.0	0.0	0.0	0.0	0.0	0.0	0.0	0.0	0.0	0.0
95°	0.0	0.0	0.0	0.0	0.0	0.0	0.0	0.0	0.0	0.0	0.0
97.5°	0.0	0.0	0.0	0.0	0.0	0.0	0.0	0.0	0.0	0.0	0.0
100°	0.0	0.0	0.0	0.0	0.0	0.0	0.0	0.0	0.0	0.0	0.0
102.5°	0.0	0.0	0.0	0.0	0.0	0.0	0.0	0.0	0.0	0.0	0.0
105°	0.0	0.0	0.0	0.0	0.0	0.0	0.0	0.0	0.0	0.0	0.0
107.5°	0.0	0.0	0.0	0.0	0.0	0.0	0.0	0.0	0.0	0.0	0.0



REPORT NUMBER: P226553

CATALOG NUMBER: ISW-AF-1000-LED-E1-T4FT-7050

**CANDELA DISTRIBUTION (continued):**

	37°	38°	39°	40°	41°	45°	55°	65°	75°	85°	90°
110°	0.0	0.0	0.0	0.0	0.0	0.0	0.0	0.0	0.0	0.0	0.0
112.5°	0.0	0.0	0.0	0.0	0.0	0.0	0.0	0.0	0.0	0.0	0.0
115°	0.0	0.0	0.0	0.0	0.0	0.0	0.0	0.0	0.0	0.0	0.0
117.5°	0.0	0.0	0.0	0.0	0.0	0.0	0.0	0.0	0.0	0.0	0.0
120°	0.0	0.0	0.0	0.0	0.0	0.0	0.0	0.0	0.0	0.0	0.0
122.5°	0.0	0.0	0.0	0.0	0.0	0.0	0.0	0.0	0.0	0.0	0.0
125°	0.0	0.0	0.0	0.0	0.0	0.0	0.0	0.0	0.0	0.0	0.0
127.5°	0.0	0.0	0.0	0.0	0.0	0.0	0.0	0.0	0.0	0.0	0.0
130°	0.0	0.0	0.0	0.0	0.0	0.0	0.0	0.0	0.0	0.0	0.0
132.5°	0.0	0.0	0.0	0.0	0.0	0.0	0.0	0.0	0.0	0.0	0.0
135°	0.0	0.0	0.0	0.0	0.0	0.0	0.0	0.0	0.0	0.0	0.0
137.5°	0.0	0.0	0.0	0.0	0.0	0.0	0.0	0.0	0.0	0.0	0.0
140°	0.0	0.0	0.0	0.0	0.0	0.0	0.0	0.0	0.0	0.0	0.0
142.5°	0.0	0.0	0.0	0.0	0.0	0.0	0.0	0.0	0.0	0.0	0.0
145°	0.0	0.0	0.0	0.0	0.0	0.0	0.0	0.0	0.0	0.0	0.0
147.5°	0.0	0.0	0.0	0.0	0.0	0.0	0.0	0.0	0.0	0.0	0.0
150°	0.0	0.0	0.0	0.0	0.0	0.0	0.0	0.0	0.0	0.0	0.0
152.5°	0.0	0.0	0.0	0.0	0.0	0.0	0.0	0.0	0.0	0.0	0.0
155°	0.0	0.0	0.0	0.0	0.0	0.0	0.0	0.0	0.0	0.0	0.0
157.5°	0.0	0.0	0.0	0.0	0.0	0.0	0.0	0.0	0.0	0.0	0.0
160°	0.0	0.0	0.0	0.0	0.0	0.0	0.0	0.0	0.0	0.0	0.0
162.5°	0.0	0.0	0.0	0.0	0.0	0.0	0.0	0.0	0.0	0.0	0.0
165°	0.0	0.0	0.0	0.0	0.0	0.0	0.0	0.0	0.0	0.0	0.0
167.5°	0.0	0.0	0.0	0.0	0.0	0.0	0.0	0.0	0.0	0.0	0.0
170°	0.0	0.0	0.0	0.0	0.0	0.0	0.0	0.0	0.0	0.0	0.0
172.5°	0.0	0.0	0.0	0.0	0.0	0.0	0.0	0.0	0.0	0.0	0.0
175°	0.0	0.0	0.0	0.0	0.0	0.0	0.0	0.0	0.0	0.0	0.0
177.5°	0.0	0.0	0.0	0.0	0.0	0.0	0.0	0.0	0.0	0.0	0.0
180°	0.0	0.0	0.0	0.0	0.0	0.0	0.0	0.0	0.0	0.0	0.0



REPORT NUMBER: P226553  
 CATALOG NUMBER: ISW-AF-1000-LED-E1-T4FT-7050

**CANDELA DISTRIBUTION (continued):**

	95°	105°	115°	125°	135°	145°	155°	165°	175°	180°
0°	900.7	900.7	900.7	900.7	900.7	900.7	900.7	900.7	900.7	900.7
2.5°	904.2	907.7	914.7	920.0	924.4	930.6	932.3	935.8	931.4	936.7
5°	900.7	911.2	924.4	936.7	948.1	957.8	962.2	963.1	963.9	967.5
7.5°	891.9	907.7	928.8	945.5	963.1	969.2	971.9	972.7	966.6	969.2
10°	874.3	899.8	926.2	946.4	955.2	950.8	943.7	932.3	927.0	927.0
12.5°	855.0	887.5	918.3	929.7	921.8	905.1	885.7	864.7	856.7	856.7
15°	839.2	880.5	906.0	898.0	875.2	843.6	817.2	795.2	788.2	785.6
17.5°	830.4	877.0	886.6	862.0	823.4	783.8	757.4	739.0	732.8	732.8
20°	837.4	880.5	864.7	819.0	770.6	734.6	711.8	699.5	693.3	695.9
22.5°	867.3	893.6	845.3	776.8	717.9	687.2	676.6	668.7	667.8	669.6
25°	917.4	911.2	828.6	732.8	668.7	646.7	645.9	643.2	642.3	641.5
27.5°	982.4	933.2	808.4	683.6	619.5	608.9	614.2	613.3	612.5	613.3
30°	1068.5	952.5	778.5	630.0	572.9	572.9	580.8	578.2	574.7	575.6
32.5°	1148.5	966.6	732.8	570.3	536.0	537.8	540.4	533.4	524.6	526.3
35°	1217.0	966.6	671.3	516.7	498.2	498.2	500.0	493.8	486.8	484.2
37.5°	1274.1	947.3	594.0	476.3	467.5	467.5	474.5	468.4	455.2	452.5
40°	1308.4	905.1	522.8	446.4	452.5	453.4	443.7	433.2	420.9	418.3
42.5°	1330.4	843.6	466.6	425.3	442.9	435.8	413.0	396.3	395.4	398.9
45°	1349.7	774.1	421.8	404.2	432.3	417.4	386.6	370.8	376.1	379.6
47.5°	1369.0	704.7	385.8	380.5	413.0	402.4	369.9	352.4	349.7	355.0
50°	1414.7	608.1	344.5	352.4	389.3	385.8	355.0	334.8	318.1	317.2
52.5°	1476.2	478.9	309.3	327.8	370.8	376.1	338.3	319.0	296.1	292.6
55°	1544.8	367.3	280.3	308.4	353.2	362.0	332.2	303.2	278.6	275.0
57.5°	1565.0	290.0	253.1	281.2	329.5	348.8	322.5	284.7	266.2	262.7
60°	1495.6	240.8	230.2	258.3	305.8	335.7	307.5	270.6	253.9	251.3
62.5°	1283.8	212.6	217.9	243.4	288.2	323.4	296.1	260.1	246.9	245.2
65°	979.8	193.3	207.4	231.1	272.4	311.9	288.2	255.7	245.2	243.4
67.5°	615.1	179.3	196.8	217.9	256.6	299.6	282.1	250.4	242.5	239.9
70°	340.9	164.3	182.8	203.0	240.8	288.2	274.2	242.5	241.6	236.4
72.5°	207.4	148.5	167.8	187.2	223.2	274.2	260.1	232.9	224.1	213.5
73°	197.7	146.7	164.3	183.7	218.8	270.6	257.5	229.3	220.6	210.0
75°	159.9	131.8	150.3	167.0	203.0	256.6	242.5	217.0	203.0	195.1
77.5°	117.7	112.5	130.0	145.9	182.8	237.3	221.4	198.6	181.9	177.5
80°	87.0	93.1	109.8	123.9	160.8	217.9	199.5	177.5	167.0	161.7
82.5°	58.9	72.1	87.9	99.3	142.4	196.8	176.6	155.5	162.6	135.3
85°	34.3	50.1	63.3	77.3	114.2	175.7	153.8	132.7	116.0	104.6
87.5°	22.8	28.1	38.7	52.7	82.6	138.0	122.1	103.7	75.6	75.6
90°	2.6	3.5	5.3	6.2	11.4	58.9	40.4	48.3	8.8	7.9
92.5°	0.0	0.0	0.0	0.0	0.0	0.0	0.0	0.0	0.0	0.0
95°	0.0	0.0	0.0	0.0	0.0	0.0	0.0	0.0	0.0	0.0
97.5°	0.0	0.0	0.0	0.0	0.0	0.0	0.0	0.0	0.0	0.0
100°	0.0	0.0	0.0	0.0	0.0	0.0	0.0	0.0	0.0	0.0
102.5°	0.0	0.0	0.0	0.0	0.0	0.0	0.0	0.0	0.0	0.0
105°	0.0	0.0	0.0	0.0	0.0	0.0	0.0	0.0	0.0	0.0
107.5°	0.0	0.0	0.0	0.0	0.0	0.0	0.0	0.0	0.0	0.0



REPORT NUMBER: P226553  
 CATALOG NUMBER: ISW-AF-1000-LED-E1-T4FT-7050

**CANDELA DISTRIBUTION (continued):**

	95°	105°	115°	125°	135°	145°	155°	165°	175°	180°
110°	0.0	0.0	0.0	0.0	0.0	0.0	0.0	0.0	0.0	0.0
112.5°	0.0	0.0	0.0	0.0	0.0	0.0	0.0	0.0	0.0	0.0
115°	0.0	0.0	0.0	0.0	0.0	0.0	0.0	0.0	0.0	0.0
117.5°	0.0	0.0	0.0	0.0	0.0	0.0	0.0	0.0	0.0	0.0
120°	0.0	0.0	0.0	0.0	0.0	0.0	0.0	0.0	0.0	0.0
122.5°	0.0	0.0	0.0	0.0	0.0	0.0	0.0	0.0	0.0	0.0
125°	0.0	0.0	0.0	0.0	0.0	0.0	0.0	0.0	0.0	0.0
127.5°	0.0	0.0	0.0	0.0	0.0	0.0	0.0	0.0	0.0	0.0
130°	0.0	0.0	0.0	0.0	0.0	0.0	0.0	0.0	0.0	0.0
132.5°	0.0	0.0	0.0	0.0	0.0	0.0	0.0	0.0	0.0	0.0
135°	0.0	0.0	0.0	0.0	0.0	0.0	0.0	0.0	0.0	0.0
137.5°	0.0	0.0	0.0	0.0	0.0	0.0	0.0	0.0	0.0	0.0
140°	0.0	0.0	0.0	0.0	0.0	0.0	0.0	0.0	0.0	0.0
142.5°	0.0	0.0	0.0	0.0	0.0	0.0	0.0	0.0	0.0	0.0
145°	0.0	0.0	0.0	0.0	0.0	0.0	0.0	0.0	0.0	0.0
147.5°	0.0	0.0	0.0	0.0	0.0	0.0	0.0	0.0	0.0	0.0
150°	0.0	0.0	0.0	0.0	0.0	0.0	0.0	0.0	0.0	0.0
152.5°	0.0	0.0	0.0	0.0	0.0	0.0	0.0	0.0	0.0	0.0
155°	0.0	0.0	0.0	0.0	0.0	0.0	0.0	0.0	0.0	0.0
157.5°	0.0	0.0	0.0	0.0	0.0	0.0	0.0	0.0	0.0	0.0
160°	0.0	0.0	0.0	0.0	0.0	0.0	0.0	0.0	0.0	0.0
162.5°	0.0	0.0	0.0	0.0	0.0	0.0	0.0	0.0	0.0	0.0
165°	0.0	0.0	0.0	0.0	0.0	0.0	0.0	0.0	0.0	0.0
167.5°	0.0	0.0	0.0	0.0	0.0	0.0	0.0	0.0	0.0	0.0
170°	0.0	0.0	0.0	0.0	0.0	0.0	0.0	0.0	0.0	0.0
172.5°	0.0	0.0	0.0	0.0	0.0	0.0	0.0	0.0	0.0	0.0
175°	0.0	0.0	0.0	0.0	0.0	0.0	0.0	0.0	0.0	0.0
177.5°	0.0	0.0	0.0	0.0	0.0	0.0	0.0	0.0	0.0	0.0
180°	0.0	0.0	0.0	0.0	0.0	0.0	0.0	0.0	0.0	0.0

(END OF REPORT)